



UNIVERSITY OF
BIRMINGHAM

Managing collections at the University of Birmingham: What have we learned from 3 years of the new Main Library and Research Reserve?

Frances Machell

Head of Digital Library and Collection Management



The new Main Library



3 years in... what have we learned?





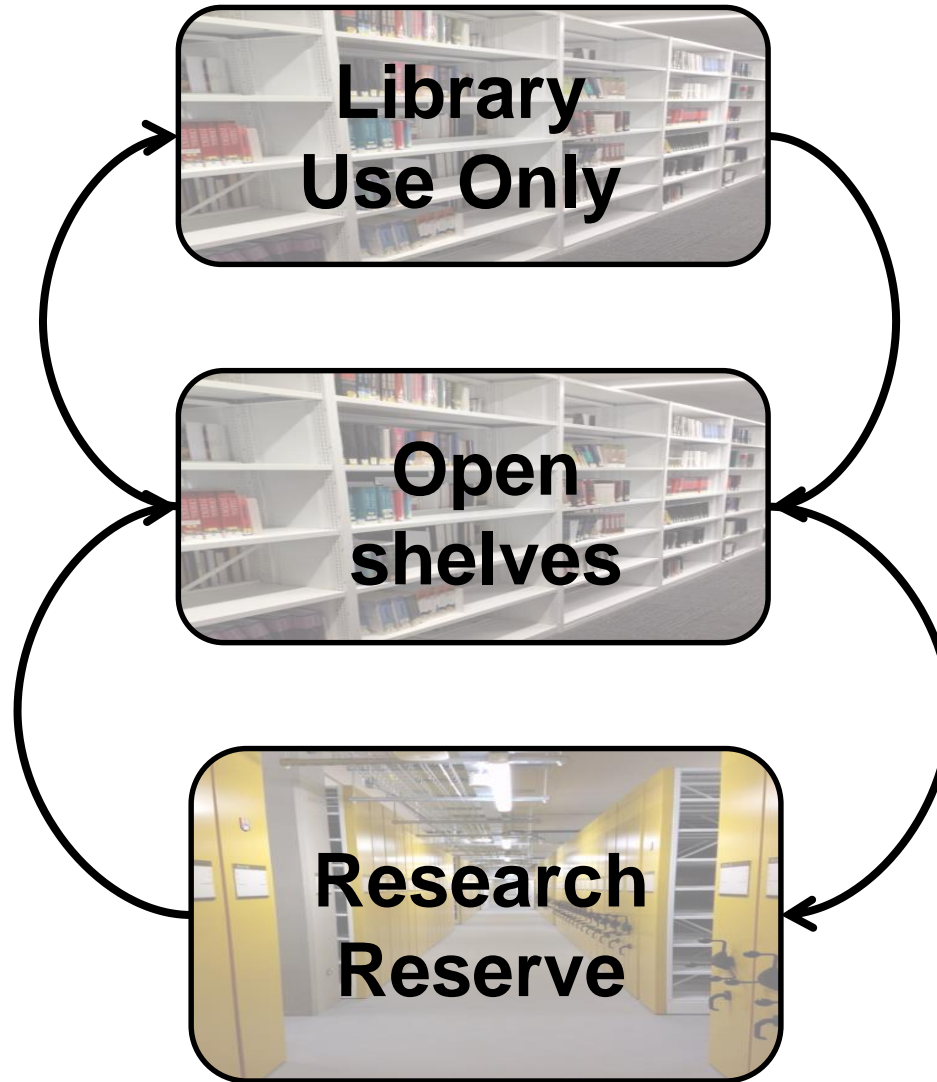
**Main Library upper floors: 20% (12km)
Higher use collections, open for
browsing**

**Books: loaned in last 5 years, purchased in last 2 years
Journals: current, print only subscriptions**

**Research Reserve: 80% (50km)
Lower use collections, fetching service**

Movement based on:

- Resource list category
- Usage
- Purchase date



E.g. books moved from RR to open shelves if:

- On a resource list (not background reading), or
- 5 or more holds in a rolling 12 month period
- Current editions only




Lessons learned

- ❑ Can't escape manual overrides (for multi-volume sets, old editions etc)
- ❑ Metadata is a constant challenge
- ❑ No matter how you hone the reports, the data will find ways to surprise you (50k relegation items in 2019!)




The Research Reserve




Space in the Research Reserve

- Key layout decision: aim for a single Library of Congress book sequence
- Big benefits for fetching and browsing but
 - Interfiling and shifting will never end
 - Reduces working capacity of shelves
 - So many bookends...




Research Reserve requests

- Average 1639 physical item requests per month (Sept 16-Apr 19)
- Average 53 scanning requests per month
 - Scanning is free but only 3% of requests
- Most requests (>80%) are for monographs

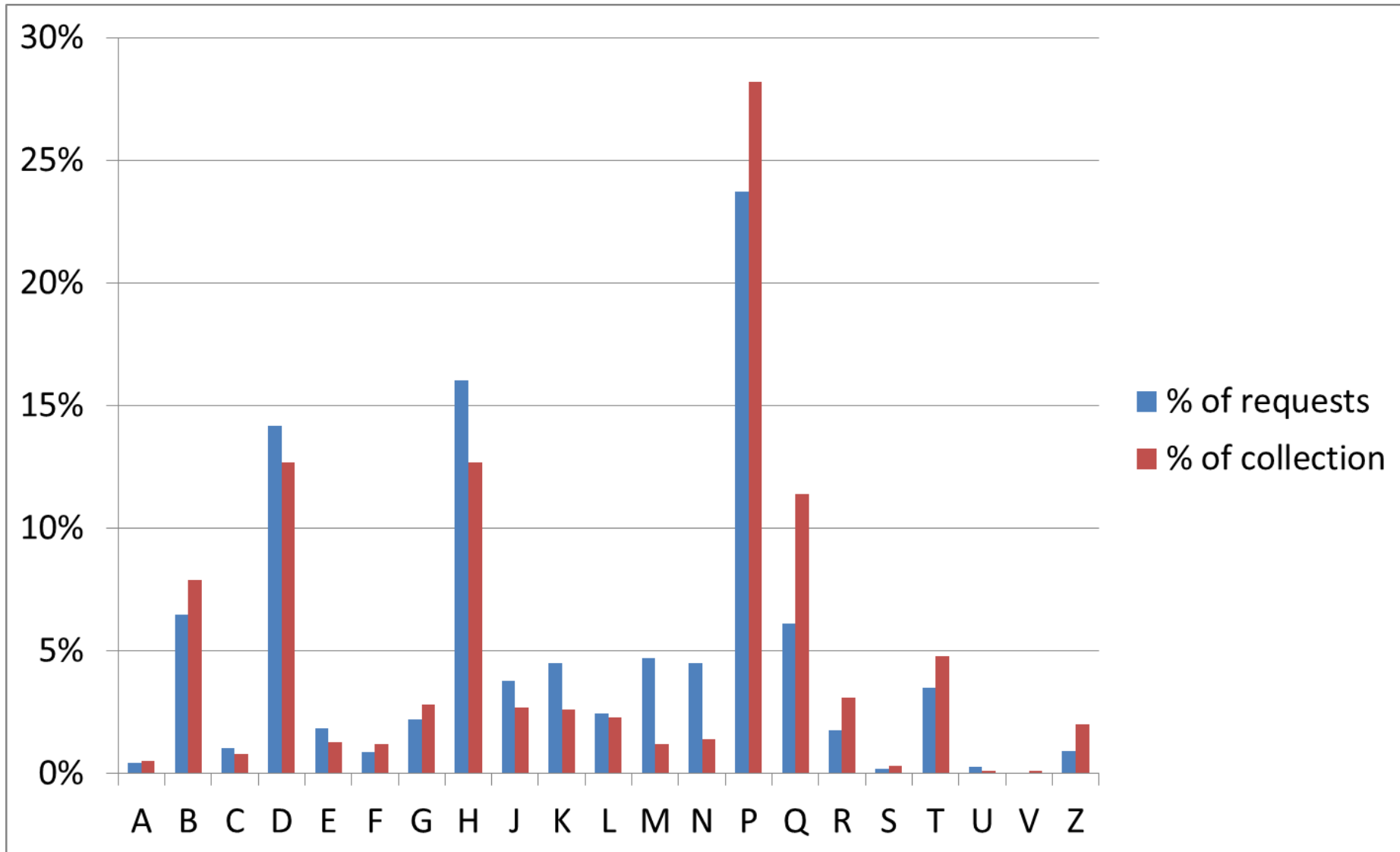


Research Reserve requests

LoC Classmark	% of requests	% of collection
B (Philosophy, Psychology, Religion)	6%	8%
D (History)	14%	13%
H (Social Sciences)	16%	13%
P (Language and Literature)	24%	28%
Q (Science)	6%	11%
Other	33%	27%



% of requests since 2016 where the classmark can be analysed:



Research Reserve requests

Top ten most used sub-classes of LoC		Requests since 2016*
PR	English Literature	2757
PN	Literature (General)	1559
DA	History (Great Britain)	1235
HD	Industry/Management	1220
ML	Literature on Music	1069
PQ	French/Italian/Spanish Literature	1024
PA	Greek and Latin Language and Literature	999
N	Visual Arts	837
D	History (General)	833
PS	American Literature	811

*out of 37578 requests with extractable classmarks



Research Reserve requests

- In 18/19
 - 54% of requests from undergraduates
 - 13% from post-graduate taught
 - 15% from post-graduate research
 - 12% from academic staff



Research Reserve browsing

- Politically important
- Only offered to academics, post-graduate research students, and taught students at their tutor's requests
- Health and safety induction required ahead of/during first visit



Research Reserve browsing

- Average 33 visits per month
- In 2018, 374 visits, from 106 individuals
 - 27 individuals visited 5 or more times
 - The highest user visited 23 times
- Top 5 departments for browsing:
 - History; Classics, Ancient History and Archaeology; Music; Modern Languages; Byzantine, Ottoman and Greek Studies



Lessons learned

- Most usage comes from a concentrated group of users/subjects
- But there's a big 'long tail'
- Users of the RR want books, not scans
- Comparatively low use from research students and academics compared to taught students



What's next?

Service development


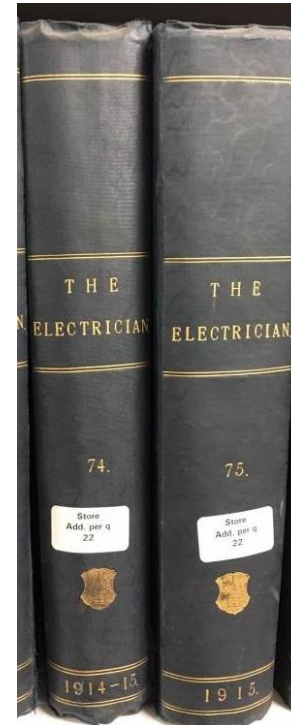
- How low use should 'low use' be?
 - Strategic driver to raise profile of how Library Services support research
 - Service review group set up (processes, communication)
 - Summer intern focus on deeper understanding of researchers



What's next?

Space management

- Continued consolidation and interfiling
- Tough questions about best use of space
- Understanding the collection better through categorisation





UNIVERSITY OF
BIRMINGHAM

Thank you

f.e.machell@bham.ac.uk

