

ORCID[®] iD for Researchers

Jisc



ORCID is a registry of unique identifiers for researchers and scholars that is open, non-proprietary, transparent, mobile, and community-based. ORCID provides a persistent digital identifier that distinguishes you from every other contributor and supports automated linkages among all your professional activities.

ORCID is founded on interoperability with multiple systems and institutions. ORCID allows you to link with other identifier systems, including those maintained by funders and publishers, and exchange data freely with those research information systems.

Registration is free and fast for all researchers and scholars.

Jisc UK ORCID Consortium

<https://ukorcidsupport.jisc.ac.uk>

<https://orcid.org/help>



Why should I have an ORCID iD?

- » Distinguishes you and ensures your research outputs and activities are correctly attributed to you
- » Reliably and easily connects you with your contributions and affiliations
- » Reduces form-filling (enter data once, re-use it often)
- » Improves recognition and discoverability for you and your research outputs
- » Is interoperable (works with many institutions, funders, and publishers)
- » Is persistent (enduring)

Your iD is yours throughout your career, no matter where you work, who funds you, whether your name or field of research changes.

How do I make my ORCID iD more useful?

Visibility settings

Select your default **visibility setting** for any information that you or **trusted parties** add to your ORCID record. We strongly recommend choosing Everyone or Trusted Parties as your default visibility setting as this will enable your information to be shared with the systems you interact with, allowing you to benefit from their ORCID integrations.

Email addresses / other ID

Ensure you have added all Email addresses you have used in your career and any other Person Identifiers. Some person identifiers can only be added by **trusted organizations**. Person identifiers are other identifiers that systems use to identify you, such as ResearcherID or Scopus Author ID.

Other hints can be found here:

<http://bit.ly/orcid6ways>

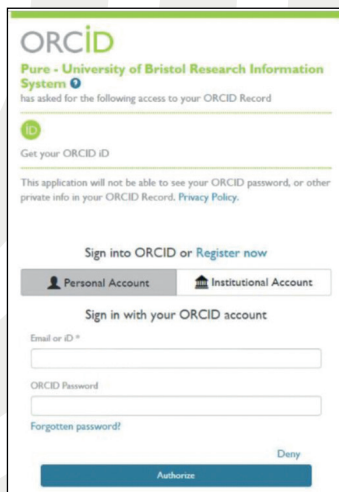
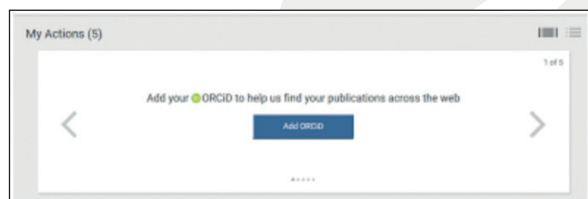
How do I get an ORCID iD?

You can register your ORCID iD Online at:

<https://orcid.org/register>

Registering your ORCID iD is an online process that should take less than one minute. You own your ORCID record and, after registering for it yourself, you will be able to update or add information – or give others permission to do so – by signing into your account.

After submitting your registration, you will be directed to your new ORCID record. Make sure you look for a welcome message from ORCID asking you to verify your email address. Please ensure you verify your email address or you cannot update your information. If you don't see it in your main email inbox, check your spam or junk folder. Many University Current Research Information Systems (CRIS) and Repositories have a link to ORCID already – you might see one of these dialogues:

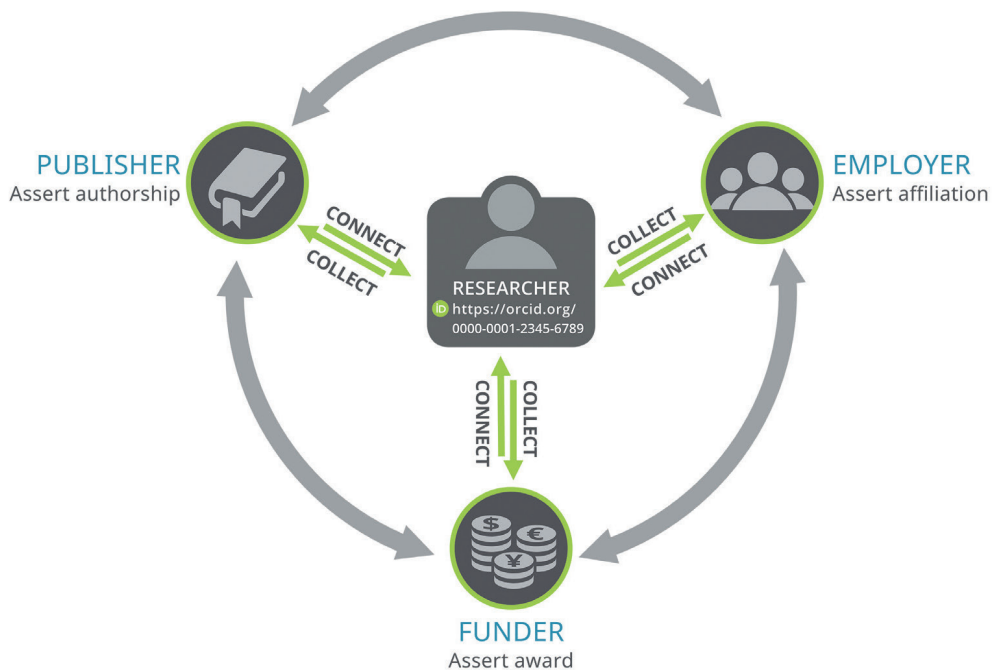


It is important to use these sign up services where available as they may link you directly to your institutional identity - as well as using your work email.

Your ORCID iD

Your ORCID iD is the hub in the scholarly communication environment, ensuring interoperability between you and your publisher(s), employer institution(s), and funder(s).

ENTER ONCE
REUSE OFTEN



Jisc UK ORCID CONSORTIUM

Churchgate House, 56 Oxford Road Manchester, M1 6EU